




Upgrade your home lighting with SnapPower's simple solutions.



GuideLight

SwitchLight

SafeLight

MotionLight

PRODUCT CATALOG

GuideLight 2

The GuideLight 2 by SnapPower is the easiest and most affordable way to add pathway and accent lighting throughout your home. Simply remove your existing outlet cover plate and snap the GuideLight in its place. The built-in LED bar creates a clean, modern lighting solution without taking up an outlet, and requires no batteries, wires, or professional installation.

Powered by our patented prong technology and controlled by a photocell sensor, the lights are activated automatically when the room gets dark.

Outlet Styles

Duplex



Décor



Colors



White



Ivory



Light Almond



Black

Unit SKU

01-O1GL-XWH-NP20 - Duplex, White

01-O1GL-XLA-NP20 - Duplex, Light Almond

01-O1GL-XIV-NP20 - Duplex, Ivory

01-O1GL-XBK-NP20 - Duplex, Black

01-O1GL-CWH-NP20 - Décor, White

01-O1GL-CLA-NP20 - Décor, Light Almond

01-O1GL-CIV-NP20 - Décor, Ivory

01-O1GL-CBK-NP20 - Décor, Black



GuideLight 2 *PLUS*

The GuideLight 2 Plus is the latest iteration of SnapPower's award-winning, illuminated outlet cover plate. Like the GuideLight 2 it simply snaps in place over your existing electrical outlets to create contemporary pathway or accent lighting, with no wires, batteries, or professional installation.

In addition to all the features of the GuideLight 2, the GuideLight 2 Plus also includes a toggle switch for two brightness settings, as well as an on/off switch to deactivate the light completely. We have also added a GFCI-compatible version for kitchens, bathrooms & utility rooms.

Outlet Styles



Colors



Unit SKU

- 01-O1GL-XWH-SP20 - Duplex, White
- 01-O1GL-XLA-SP20 - Duplex, Light Almond
- 01-O1GL-XIV-SP20 - Duplex, Ivory
- 01-O1GL-XBK-SP20 - Duplex, Black

- 01-O1GL-CWH-SP20 - Décor, White
- 01-O1GL-CLA-SP20 - Décor, Light Almond
- 01-O1GL-CIV-SP20 - Décor, Ivory
- 01-O1GL-CBK-SP20 - Décor, Black

- 01-O1GL-FWH-SP20 - GFCI, White
- 01-O1GL-FLA-SP20 - GFCI, Light Almond
- 01-O1GL-FIV-SP20 - GFCI, Ivory
- 01-O1GL-FBK-SP20 - GFCI, Black



MotionLight

As its name suggests, the MotionLight is a motion-activated variation in SnapPower's family of illuminated outlet cover plates. Just like the GuideLight it installs in seconds, without the need for professional installation, hard-wiring, or batteries.

The MotionLight is ideal for locations where you may not want the accent lights on all night, such as bedrooms, bathrooms, or utility rooms. The MotionLight gets triggered when it senses movement within about 30 feet, has a brightness control switch (Bright, Dim or Off) and a time control switch (for 15 second, 1 minute, or 3 minute lighting intervals.)

Outlet Styles



Colors



Unit SKU

- 01-O1ML-XWH-SM10 - Duplex, White
- 01-O1ML-XLA-SM10 - Duplex, Light Almond
- 01-O1ML-XIV-SM10 - Duplex, Ivory
- 01-O1ML-XBK-SM10 - Duplex, Black

- 01-O1ML-CWH-SM10 - Décor, White
- 01-O1ML-CLA-SM10 - Décor, Light Almond
- 01-O1ML-CIV-SM10 - Décor, Ivory
- 01-O1ML-CBK-SM10 - Décor, Black

- 01-O1ML-FWH-SM10 - GFCI, White
- 01-O1ML-FLA-SM10 - GFCI, Light Almond
- 01-O1ML-FIV-SM10 - GFCI, Ivory
- 01-O1ML-FBK-SM10 - GFCI, Black



SwitchLight

The SwitchLight takes SnapPower's patented prong technology and moves it up the wall to your light switch cover plates. Installation takes only seconds: simply remove the existing cover plate and snap on a SwitchLight plate. The integrated LED bar will automatically illuminate when the room gets dark, and features a toggle switch that has a Bright, Dim, and Off setting.

The SwitchLight adds gentle ambient lighting to your space, makes it effortless to locate your light switches in the dark, and creates attractive accent lighting on countertops, sinks & more.

Light Switch Styles

Toggle



Rocker



Colors



White



Light Almond



Ivory

Unit SKU

01-SPLG-100-TGWH - Toggle, White, single pole

01-SPLG-100-TGLA - Toggle, Light Almond, single pole

01-SPLG-100-TGIV - Toggle, Ivory, single pole

01-SPLG-100-RKWH - Rocker, White, single pole

01-SPLG-100-RKLA - Rocker, Light Almond, single pole

01-SPLG-100-RKIV - Rocker, Ivory, single pole



SwitchLight for 3-Way

This variation of the SwitchLight is designed for 3-way light switches, where two light switches control the same overhead lights. This is common in larger rooms or hallways, where you have switches at both ends.

This SwitchLight for 3-way is just as easy to install as our other switch plate covers, with no batteries, wires, or expertise required, and creates the same elegant, automatic accent lighting with a Bright, Dim & Off toggle switch. The difference lies in the prongs on the back: the 3-way light switches fixtures have additional power terminals on the sides that our prongs must contact for proper functionality.

Light Switch Styles

Toggle



Rocker



Colors



White



Light Almond



Ivory

Unit SKU

01-S1SW-TWH-SP20-4 - Toggle, White

01-S1SW-TLA-SP20-4 - Toggle, Light Almond

01-S1SW-TIV-SP20-4 - Toggle, Ivory

01-S1SW-KWH-SP20-4 - Rocker, White

01-S1SW-KLA-SP20-4 - Rocker, Light Almond

01-S1SW-KIV-SP20-4 - Rocker, Ivory




SwitchLight for Multi-Gang

The SwitchLight for Multi-Gang Switches boasts the same ease of use as the rest of the SwitchLight family, but enlarged to accommodate your double and triple switch plates. The gently-diffused LED light bar is expanded to fit the larger scale, with the same photocell for automatic activation when the room gets dark, as well as the versatile Bright, Dim, and Off toggle switch.

Like all SnapPower cover plates, the multi-gang collection takes only seconds to install in place of your existing cover plates, snapping in place without wiring, batteries or bulk.

Light Switch Styles

Toggle



Rocker



Colors



White



Light Almond



Ivory

Unit SKU Double Gang

01-S2SW-TWH-SP10-4 - Toggle, White

01-S2SW-TLA-SP10-4 - Toggle, Light Almond

01-S2SW-TIV-SP10-4 - Toggle, Ivory

01-S2SW-KWH-SP10-4 - Rocker, White

01-S2SW-KLA-SP10-4 - Rocker, Light Almond

01-S2SW-KIV-SP10-4 - Rocker, Ivory

Unit SKU Triple Gang

S3SW-TWH-SP10-4 - Toggle, White


S3SW-TLA-SP10-4 - Toggle, Light Almond

S3SW-TIV-SP10-4 - Toggle, Ivory

S3SW-KWH-SP10-4 - Rocker, White

S3SW-KLA-SP10-4 - Rocker, Light Almond

S3SW-KIV-SP10-4 - Rocker, Ivory



SafeLight

SafeLight is the ultimate solution for both child/pet safety and attractive night lighting. No more ugly, bulky nightlights that overheat, burn out, break, and get lost. Say goodbye to the plastic plug caps that are unsightly and make your outlets unusable.

The SafeLight boasts sleek, spring-powered caps that slide safely over the outlets to keep them covered while not in use, while maintaining a contemporary aesthetic.

Parents can install the SafeLight in seconds, with no batteries, wires, or complex instructions. Simply remove the old plate and snap in the SafeLight. A beautiful night light activates automatically when the room gets dark, with a toggle switch for Bright, Dim, and Off settings.

Outlet Styles

Duplex



Décor



Colors



White

Unit SKU

01-SPSG-100-PXWH - Duplex, White

01-SPSG-100-CRWH - Décor, White



LumiDock

With the LumiDock, SnapPower is pioneering a brand new category of smart home accessories by building an illuminated docking station into the existing downlighting in your home. This version requires standard 5-6" can lights to house the unit, and can be installed in just a few simple steps. LumiDock has an attractive LED light ring around the rim, with your smart product securely docked in the center. A few companion accessories will be included to tailor it to your room, and our patented "always-on technology" will allow you to turn the room lights on and off at your light switch while maintaining power to the docking station, no matter how long the lights are off. No batteries or hardwiring required!



The LumiDock creates the perfect aerial view for a wifi-enabled nanny/security cameras (like Blink or Wyze), the ideal sound distribution for home theater or smart speakers (like Nest Mini or Echo Dot), and a creative docking solution for other compatible products in the ceiling without rewiring the house or running extension cords up the wall.

Contact sales@snappower.com, for more information.



Display, POP-POS

SnapPower has designed a selection of Point-of-Sale displays for our retail partners to use in their stores. These displays come in multiple formats, allowing you to highlight the key product features at a glance, and illustrate the beauty and simplicity of the SnapPower pathway and accent lighting products. You will find them to be an easy up-sale for homeowners and contractors alike!



Contact sales@snappower.com, for more information.



Cover plates reinvented

SnapPower offers simple and convenient night-lighting solutions for any room in your home. Our innovative design allows for quick and easy installation, and leaves outlets available for use at all times. The no-battery and no-wiring lighting solutions are designed to simply snap on to existing outlets and light switches and look like standard cover plates.



Installs in seconds



30 Day Returns / 1 Year Warranty



Perfect for every home

SnapPower Timeline

Utility and design patents filed - 2011

ETL Certification - 2013

Mass media attention - 2014

SwitchLight Launch - 2017

MotionLight Launch - 2021

5 Million Units Sold - 2023

T
I
M
E
L
I
N
E
T
I
M
E
L
I
N
E
T
I
M
E
L
I
N
E
T
I
M
E
L
I
N
E
T
I
M
E
L
I
N
E

2012 - SnapPower established

2014 - Original GuideLight Launch

2016 - SafeLight Launch

2018 - GuideLight 2 PLUS Launch

2022 - Retail Launch



visit us: www.snappowerpartners.com

contact us: sales@snappower.com